

















**All Categories**

-  Remote Control (177)
-  SecureM2M (6)
-  Live Guide (36)
-  Vision Pro (823)
-  **Vision (958)**
  -  Version 9 (101)
  -  Version 6 (132)
  -  Version 7 (273)
  -  Version 8 (426)
  -  Vision ME (6)
  -  Vision Mobile (1)
  -  MyVision (18)
  -  School (33)
  -  Learning Center (Vision ME and Vision PRO) (2)
  -  Additional modules and tools (6)
  -  Other products (6)

**Recently Viewed**

- [Vision for Mac Log Tools](#)
- [Netop Guest Citrix XenApp integration \(EN\)](#)

[Home](#) » [Categories](#) » Multiple Categories

**Browser Support in Netop Vision and Vision Pro**

Article Number: 238 | Last Updated: Thu, Nov 2, 2017 12:59 PM

Applies to: Vision various versions

**Web browser support in Netop Vision and Vision Pro**

The table below lists the web browsers supported in the Netop Vision and Vision Pro with regards to the web-filter function. Web-blocking should work regardless of the browser make and version. This list is for Windows only currently as only Web-blocking is available on OSX as of the current version.

Vision and Vision Pro	Browser support
version 9.x	<ul style="list-style-type: none"> <li>• Mozilla Firefox – latest version</li> <li>• Internet Explorer – latest version</li> <li>• Google Chrome – latest version</li> </ul>
version 8.6.2	<ul style="list-style-type: none"> <li>• Mozilla Firefox – version 32</li> <li>• Internet Explorer – version 7, 8, 9, 10, 11</li> <li>• Google Chrome – up to version 40</li> </ul>
version 8.6.0-8.6.1	<ul style="list-style-type: none"> <li>• Mozilla Firefox – version 27</li> <li>• Internet Explorer – version 7, 8, 9, 10, 11</li> <li>• Google Chrome – up to version 32</li> </ul>
version 8.5	<ul style="list-style-type: none"> <li>• Mozilla Firefox – up to version 26</li> <li>• Internet Explorer – version 7, 8, 9, 10, 11</li> <li>• Google Chrome – up to version 32</li> </ul>
version 8.2.2	<ul style="list-style-type: none"> <li>• Mozilla Firefox – up to version 25</li> <li>• Internet Explorer – version 7, 8, 9, 10, 11</li> <li>• Google Chrome – up to version 30</li> </ul>
version 8.1	<ul style="list-style-type: none"> <li>• Mozilla Firefox – up to version 22</li> <li>• Internet Explorer – version 7, 8, 9, 10, 11</li> <li>• Google Chrome – up to version 27</li> </ul>
version 8.0	<ul style="list-style-type: none"> <li>• Mozilla Firefox – up to version 20</li> <li>• Internet Explorer – version 7, 8, 9, 10, 11</li> <li>• Google Chrome – up to version 26</li> </ul>
version 7.5.1	<ul style="list-style-type: none"> <li>• Mozilla Firefox – up to version 18</li> <li>• Internet Explorer – version 7, 8, 9, 10</li> <li>• Google Chrome – up to version 24</li> </ul>
version 7.5	<ul style="list-style-type: none"> <li>• Mozilla Firefox – up to version 16</li> <li>• Internet Explorer – version 7, 8, 9 (not 10)</li> <li>• Google Chrome – up to version 24</li> </ul>
version 7.4.1	<ul style="list-style-type: none"> <li>• Mozilla Firefox – up to version 13.0</li> <li>• Internet Explorer – versions 7, 8, 9, 10</li> <li>• Google Chrome – up to version 24</li> </ul>
version 7.3.1	<ul style="list-style-type: none"> <li>• Mozilla Firefox – version 5</li> <li>• Internet Explorer – versions 7, 8, 9, 10</li> <li>• other web browsers - will block access to all browsers or applications on standard HTTP and HTTPS ports.</li> </ul>
version 7.3	<ul style="list-style-type: none"> <li>• Mozilla Firefox – version 5</li> <li>• Internet Explorer – versions 7, 8, 9, 10</li> <li>• other web browsers - will block access to all browsers or applications on standard HTTP and HTTPS ports.</li> </ul>

**What does 'supported' mean?**

When we list a browser and a browser version as 'supported' on the list above, this means that we have developed software specifically for the browser and that this software is installed on the teacher and the student computers as part of the product installation.

The software ensures that Netop Vision and Vision Pro behave as specified in the product documentation

**Examples**



In Vision and Vision Pro, if you click on the resource list **Apply Biology test 5<sup>th</sup> grade** on the teacher computer

the following happens on the student computers supported

browsers: access to web pages other than the ones in the list is denied, including pages already open.

Also, the Vision image and Vision message is displayed:



In Vision Pro, if you choose to apply the block list **No social media** instead, the student will see this image when trying to access one of the social media sites on the block list, like for example youtube.com:



Note that Vision and Vision Pro reapplies a filter if the student computer is restarted after a filter is applied.

Posted - Fri, Mar 9, 2012 10:55 AM.

Filed Under: 7.0, 7.1, 7.2, 7.3, 7.3, 7.4, 7.4, 7.5, 7.5, 8.0, 8.0, 8.1, 8.1, 8.2, 8.2, 8.2.1, 8.2.1, 8.2.2, 8.2.2, 8.5, 8.5, 8.6, 8.6, 8.6.2, 8.6.2, 9.0.0, 9.0.0, OSX, Version 7, Version 7, Version 8, Version 8, Version 9, Vision, Vision Pro, Windows

Google +

 [Subscribe to Article](#)

 [Export to PDF](#)

 [Print Article](#)

 [Export to MS Word](#)

 [Email Article to Friend](#)

 [Bookmark Article \(CTRL-D\)](#)

### Attachments

There are no attachments for this article.

#### Subscribe to knowledgebase

Get notified when new articles are added to the knowledgebase.

Email Address